

Lois & Jerry Tarkanian Middle School - *Principal, Reece E. Oswalt*



STAR RATING



** For additional information on Star Ratings, please visit <http://www.nevadareportcard.com>.

5800 W Pyle Ave
Las Vegas, NV 89141
TEL: 702-799-6801
<http://www.tarkanianms.org>

Building a respectful, educational environment of confident learners through consistent communication in which all members have a voice.

TOTAL ENROLLMENT

CCSD
324,004

SCHOOL
1,905

SUBPOPULATION

ETHNICITY	CCSD	SCHOOL
AK Native/Native American	1,165	*
Asian	20,533	327
Hispanic	150,780	447
African American	45,798	178
Caucasian	79,373	662
Pacific Islander	5,149	67
Multiracial	21,206	215
IEP	39,074	162
English Learners	62,687	118
Free Or Reduced Lunch	217,163	722

* indicates the group's population is less than 10.



FEMALE:



MALE:

CCSD	SCHOOL	CCSD	SCHOOL
156,423	908	167,581	997

GOALS

1 Reduce the overall achievement-gap percentage points between the limited English proficient (LEP) and non-LEP subgroups in reading.

2 Reduce the overall achievement-gap percentage points between the limited English proficient (LEP) and non-LEP subgroups in mathematics.

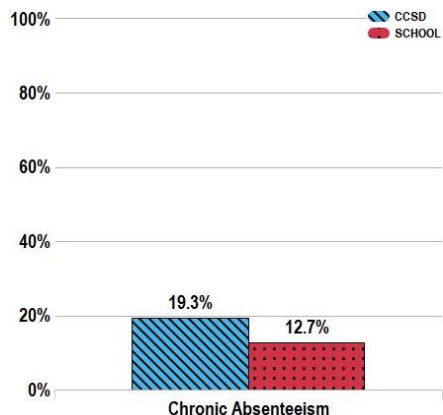
3 Increase the percentage of school-based personnel trained in Cultural Competency.

SCHOOL HIGHLIGHTS

- Teachers participated in a structured Professional Learning Community process during which they collaborated to promote shared learning strategies and activities, develop common assessments, and analyze student data.
- Programs were implemented to motivate students into developing positive personal and educational habits. TMS was selected as a Positive Behavior Intervention and Supports demonstration school for the 2017-2018 school year.
- The advanced band, orchestra, and choir have consistently earned Superior ratings at CCSD music festivals since 2008.
- After-school activities were offered, including intramurals, clubs and homework assistance. Throughout the year, over 500 students were honored as Super Sharks for high academic and behavioral achievements.
- In the Spring of 2018, six TMS students placed in the state competition for their National History Day projects, with one student qualifying for the National competition in Washington D.C.
- TMS hosted several successful community events, including the Winter Wonderland, in which over 2,000 students, families and community members participated.
- TMS implemented an intramural boys' soccer program and will add a girls' team in the Fall of 2018.

CHRONIC ABSENTEEISM

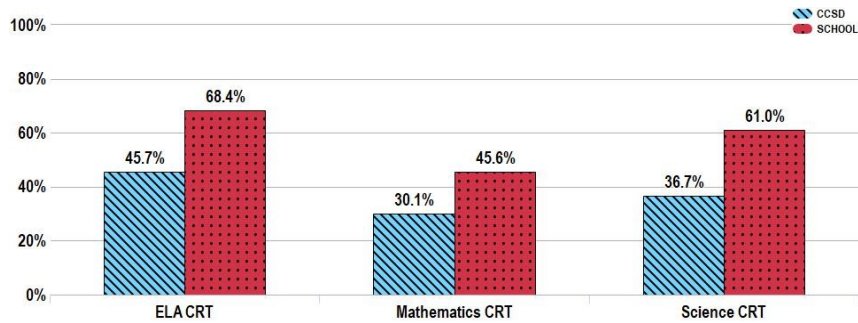
Chronic Absenteeism is the percentage of students considered chronically absent. A chronically absent student is absent 10% or more of the time enrolled at the school.



ACADEMIC ACHIEVEMENT / PROFICIENCY

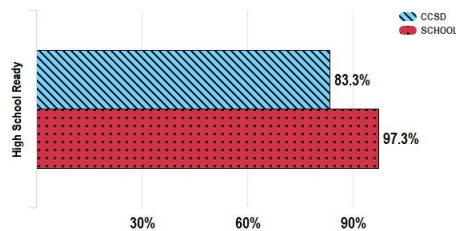
CRITERION-REFERENCED TEST (CRT) PROFICIENCY

Academic achievement specifies the percentage of students that have demonstrated mastery on the summative criterion-referenced end-of-year assessments in English language arts (ELA), mathematics, and science.



HIGH SCHOOL READINESS

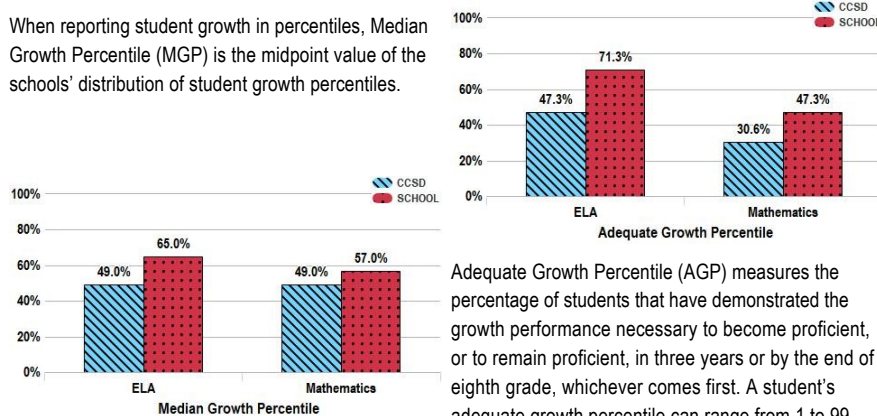
Nevada Administrative Code (NAC-389.445) requires that students in Grade 8 earn 1.5 credits in English, 1.5 credits in mathematics, 1 credit in science, and 1 credit in social studies with passing grades in order to matriculate to Grade 9. High school readiness is the percent of Grade 8 students meeting the requirements at this school.



STUDENT GROWTH

CRT Growth

When reporting student growth in percentiles, Median Growth Percentile (MGP) is the midpoint value of the schools' distribution of student growth percentiles.



Adequate Growth Percentile (AGP) measures the percentage of students that have demonstrated the growth performance necessary to become proficient, or to remain proficient, in three years or by the end of eighth grade, whichever comes first. A student's adequate growth percentile can range from 1 to 99.

ENGLISH LANGUAGE PROFICIENCY

The English Language Proficiency measures the percentage of English Language Learners that have demonstrated adequate growth on the English language assessment to become proficient in English within five years or by Grade 12.

6

SIXTH GRADE

CCSD AGP.....31.8%
School AGP.....*

7

SEVENTH GRADE

CCSD AGP.....32.9%
School AGP.....57.9%

8

EIGHTH GRADE

CCSD AGP.....31.1%
School AGP.....44.4%

* indicates the group's population is less than 10.

OPERATIONAL MEASURES

CCSD SCHOOL

TOTAL LICENSED PERSONNEL

Includes classroom teachers and all other licensed personnel.

18,733

78

ALTERNATIVE ROUTES TO LICENSURE TEACHERS

Original degree was not in education but earned credits and completed program coursework to become teachers.

1,466

5

NUMBER OF LONG-TERM SUBSTITUTES

A substitute that covers a vacant teaching position until full-time teacher is hired.

568

1

TEACHER TRANSIENCY RATE

The rate at which teachers transfer to other schools or leave the District.

23.6%

12.2%